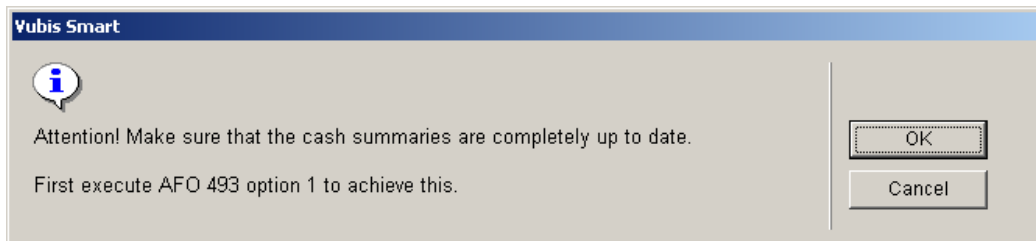


AFO 496 – Financial summary

496.1 Introduction

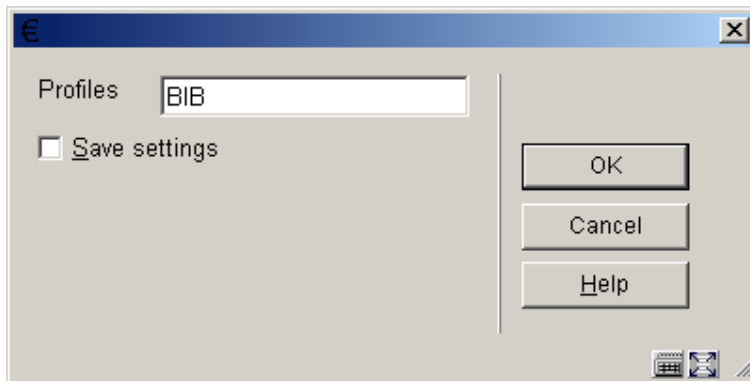
The system can produce financial summaries. For this you must first define a profile in AFO 494 – Cash desk management – Cash desk list profiles.

You also must ensure the summaries are up-to-date, via AFO 493. When you omit to do this, the system will show the following warning when starting AFO 496:



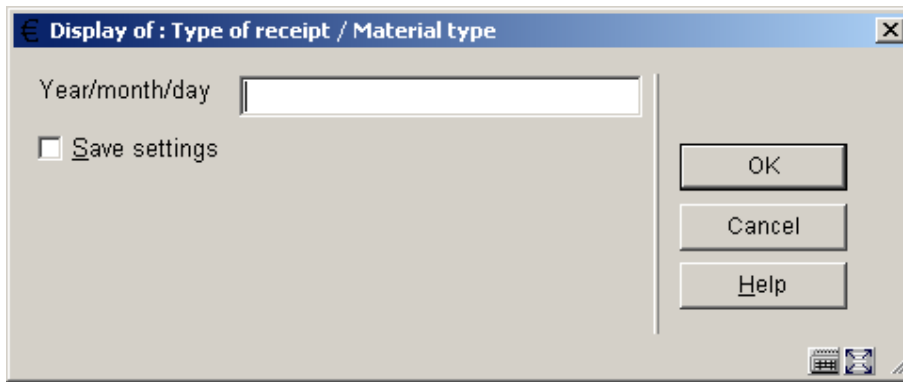
496.2 Generate financial summary

After choosing this option the following form will be displayed:



Enter a valid profile, as defined in AFO 494.

Next you must enter a period:

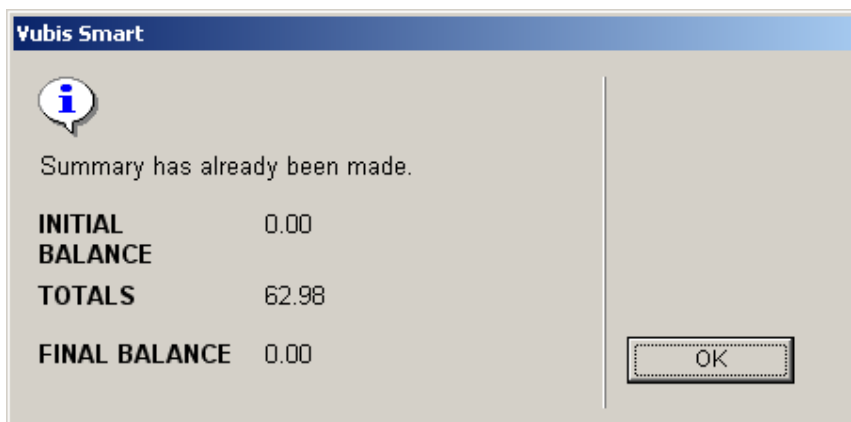


this must be done by specifying a beginning and end date, like:

2006/03/01-2006/03/17

Then the standard form for generating output is displayed.

When you try to generate the same summary twice., the following warning is displayed:



But by confirming the next screen, you can generate the summary again:

Vubis Smart



Delete old summary and generate new ?

OK

Cancel

- **Document control - Change History**

Version	Date	Change description	Author
1.0	unknown	Creation Delivered as part of build 17 set	